



3 note riff


four against three



3's in one-bar phrases



3's in two-bar phrases (continues over bar line)



NOTES:

1. practice in conjunction with my "3 Etude"
2. use different strings (G & C; D & G)
3. try with no slur
4. change fingered note to create little melodic patterns
- 5 Please contact me with suggestions or questions: ef@eugenefriesenmusic.com